



**Sumner City Council
Public Safety Committee
Meeting Minutes of August 20, 2025**

Members present: Pat Clerget (Chair), Barbara Bitetto and Carla Bowman

Staff present: Police Chief Brad Moericke and Fire Chief Jon Parkinson

Others present: None.

Meeting called to order at 4:04 pm at Sumner City Hall.

I) Monthly Activity Reports & Department Updates – Fire, Chief Parkinson

Chief Parkinson presented an overview of the July monthly activity report as well as the following updates:

5 Lateral Firefighters graduated from our in-house academy on 8/8 and are now deployed to shift. We currently have zero vacancies.

National Night Out was a huge success across the district. All events appeared to be very well attended by the public.

Station 117 (Tehaleh) Grand Opening – This Saturday, 8/23, from 10 AM-1 PM

DC Mack Memorial was 8/9/25 – Special thanks to Sumner PD for their presence on the 24th Street overpass.

II) Monthly Activity Reports & Department Updates – Police, Chief Moericke

Chief Moericke handed out copies of the July monthly activity reports. All activity is consistent with the past months with a slight increase in traffic stops and officer-initiated activity.

Chief Moericke updated the committee on the status of trainee officers and announced that the civil service commission has approved a promotional process for entry level police officer to allow our current CSO to apply. The current CSO would be required to complete the same level of background as an entry level officer and would be required to complete the basic law enforcement academy. If selected, the city would then recruit to backfill the CSO position.

III) Action Items: None

IV) Discussion Items: Councilmember Bitetto asked for information relating to riding bikes on sidewalks and relating to regulations of electric assisted bikes and scooters. Chief Moericke had provided an emailed response and there was some follow-up discussion, but no further action was requested.

V) Adjourn – Meeting adjourned by the Chair at 4:45 PM.

Next meeting is on September 17th at 4pm at City Hall first floor conference room.

Fireworks Related Incidents - 2025

EPF Incident #	NFIRS Incident #	Date	Address	City	Suspected	Confirmed	Fire or Injury
EPF25006309	0006377	6/30/2025	4605 122nd Ave E	Edgewood	X		Fire
EPF25006481	0006557	07/04/2025	1109 Willow St	Sumner		X	Fire
EPF25006489	0006568	07/04/2025	19112 129th St E	Bonney Lake		X	Injury (Amputation)
EPF25006504	0006575	07/04/2025	11015 8th St E	Edgewood	X		Fire
EPF25006507	0006590	07/04/2025	10808 238th E	Buckley		X	Fire
EPF25006510	0006599	07/04/2025	1431 Tacoma Point Dr E	Bonney Lake		X	Fire
EPF25006514	0006752	07/04/2025	Lakeland Hills Way / 24th ST E	Lake Tapps	X		Fire
EPF25006518	0006580	07/04/2025	411 Birch St	Milton	X		Fire
EPF25006519	0006593	07/04/2025	SR410 / 224th Ave E	Bonney Lake	X		Fire
EPF25006523	0006582	07/04/2025	8450 31st E	Edgewood	X		Fire
EPF25006526	0006584	07/04/2025	811 186th St E	Bonney Lake		X	Injury (Burns)
EPF25006532	0006765	07/05/2025	1225 184th E	Bonney Lake		X	Fire
EPF25006534	0006605	07/05/2025	8113 173rd Ave E	Sumner		X	Fire
EPF25006536	0006766	07/05/2025	4914 Jenks Pt Way E	Bonney Lake	X		Fire
EPF25006546	0006767	07/05/2025	904 182nd Ave E	Bonney Lake		X	Fire
EPF25006550	0006769	07/05/2025	904 182nd Ave E	Bonney Lake		X	Fire
EPF25006574	0006623	07/05/2025	17219 33rd E	Lake Tapps		X	Fire
EPF25006589	0006653	07/05/2025	15415 Main St E	Sumner		X	Fire
EPF25006627	0006687	07/06/2025	2718 67th Ct SE	Lake Tapps		X	Injury (Amputation)

	Fires:	Injuries:
Bonney Lake:	6	2
Buckley:	1	0
Edgewood:	3	0
Lake Tapps:	2	1
Milton:	1	0
Sumner:	3	0
Totals:	16	3

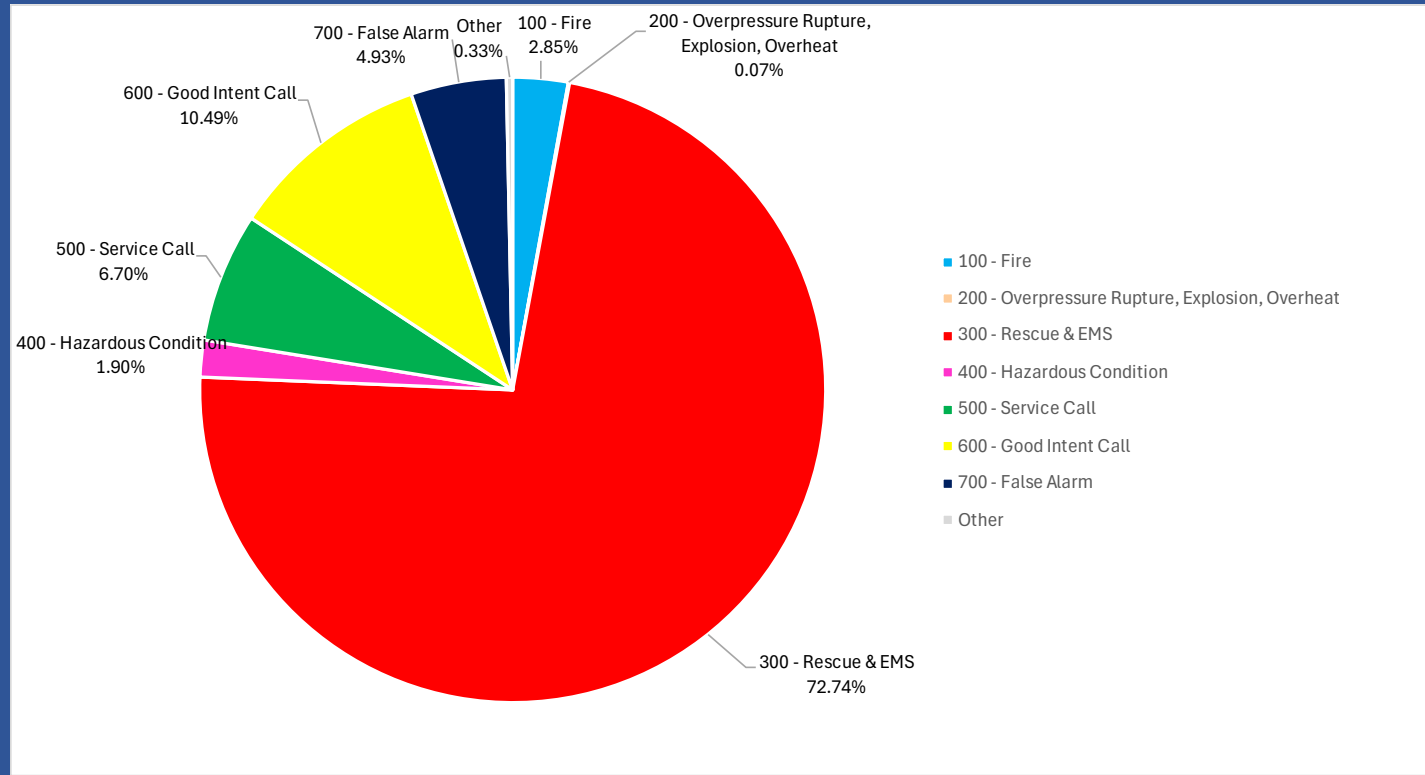
East Pierce Fire and Rescue



Monthly Chiefs Report

July 2025

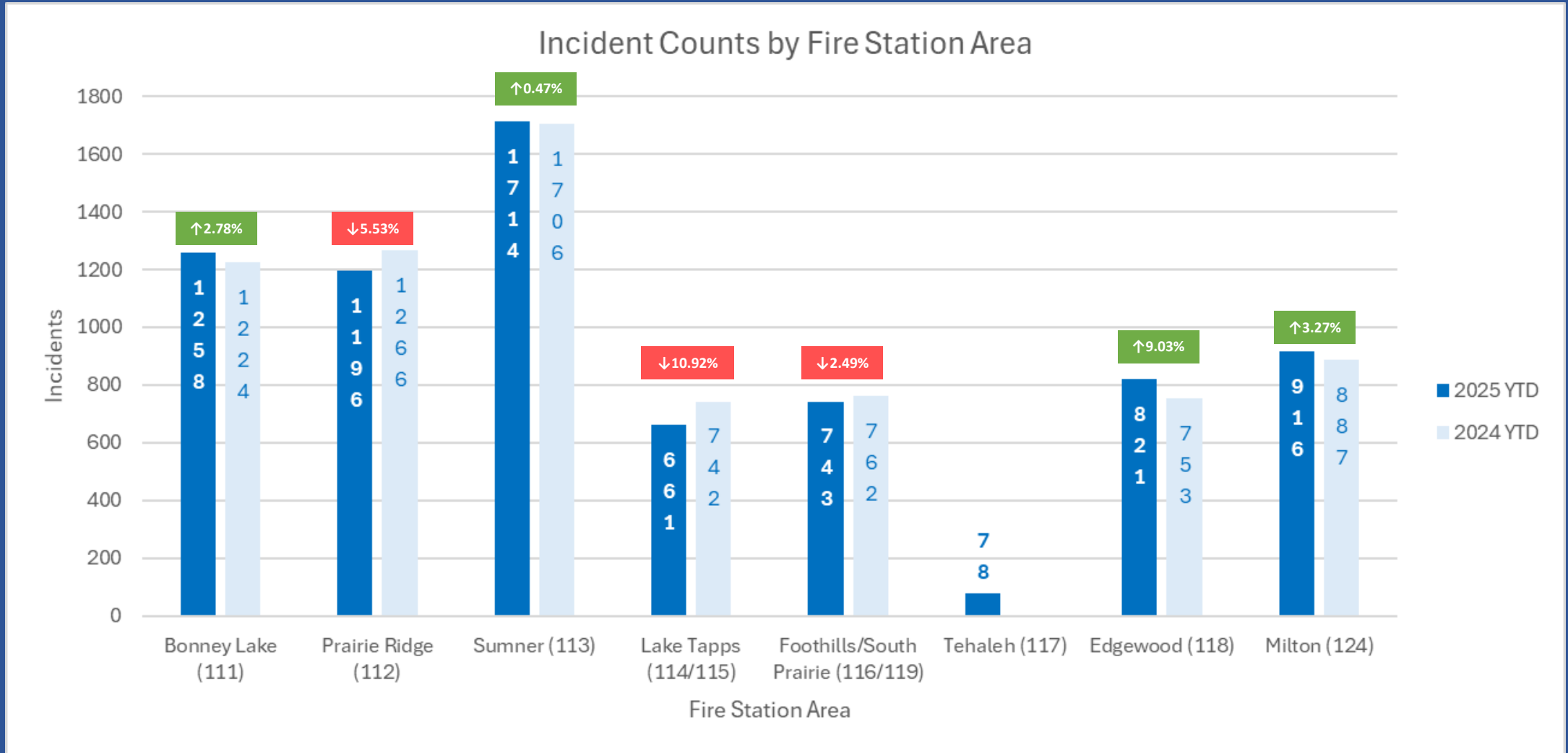
Incidents by Type



Incident Type Group	2025	% Total
100 - Fire	219	2.85%
200 - Overpressure, Rupture, Explosion - No Fire	5	0.07%
300 - EMS	5,591	72.74%
400 - HAZMAT	146	1.9%
500 - Service Call	515	6.7%
600 - Series (Good Intent - includes wrong location, controlled burn, patient already transported, etc.)	806	10.49%
700 - False Alarm	379	4.93%
800 - Natural Disaster	0	0.00%
Other - Special Incident	25	0.33%
YTD - Total Incidents: 7,686		



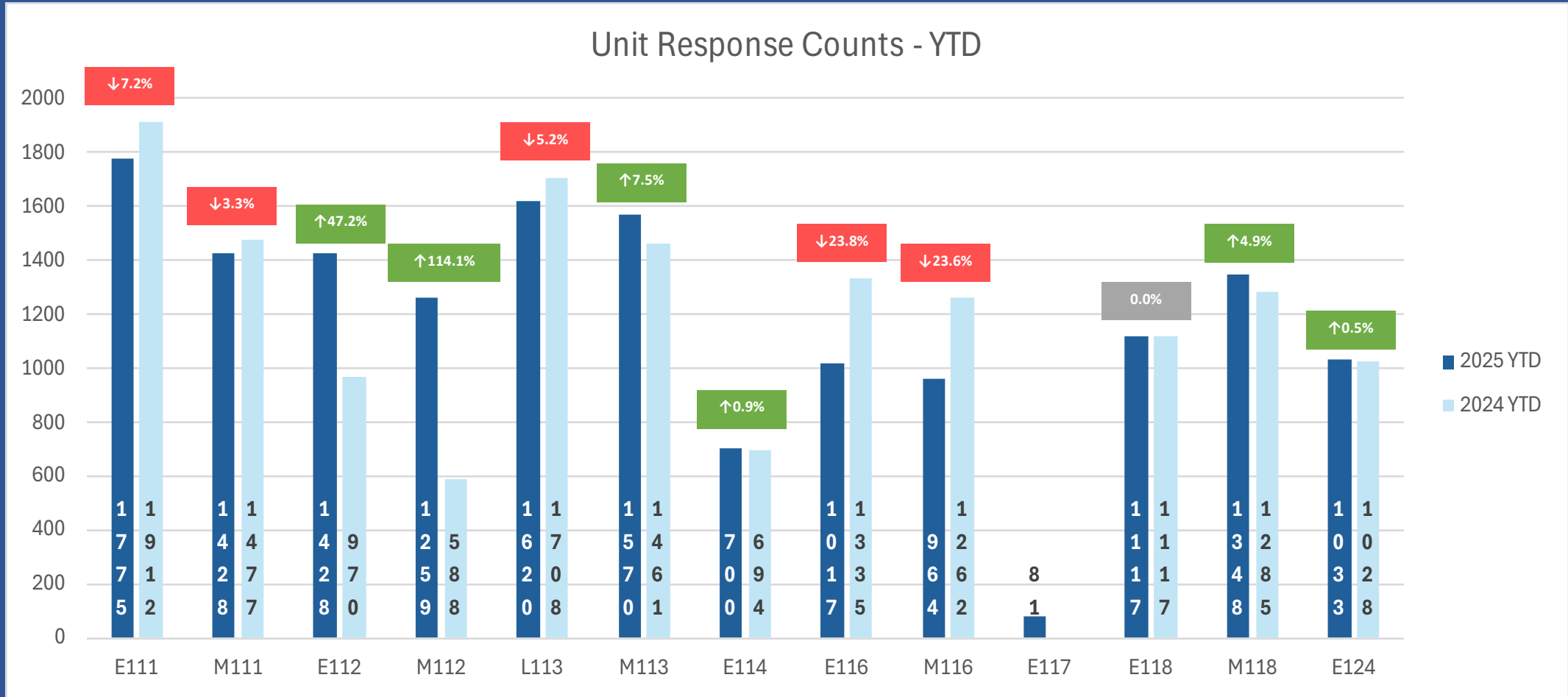
Incident Count by Fire Station Area – YTD – 2024 vs. 2025



Graph reflects incident volume for each fire station area from January - July of the respective year. Overall incident volume has increased by **2.07%** (156 incidents) from 2024 to 2025.



Unit Response Count – YTD



Graph reflects total number of responses by each unit/apparatus, comparing Jan. – Jul. 2024 to Jan. – Jul. 2025

Multiple units/apparatus respond to most incident types



Sumner

City of Sumner YTD – July 31st

Priority Responses	2024	2025
Count	676	727
Travel Time - 90th Percentile	8:54	8:54
50th Percentile Response	7:03	7:13
90th Percentile Response	10:55	10:43

All Responses	2024	2025
Count	1,277	1,329
Travel Time - 90th Percentile	9:47	9:36
50th Percentile Response	7:38	7:44
90th Percentile Response	11:55	11:21

Sta. 113 First Due Area YTD – July 31st

Priority Responses	2024	2025
Count	808	854
Travel Time - 90th Percentile	8:50	9:04
50th Percentile Response	7:07	7:23
90th Percentile Response	10:49	10:41

All Responses	2024	2025
Count	1,531	1,548
Travel Time - 90th Percentile	10:05	9:44
50th Percentile Response	7:47	7:50
90th Percentile Response	11:58	11:31

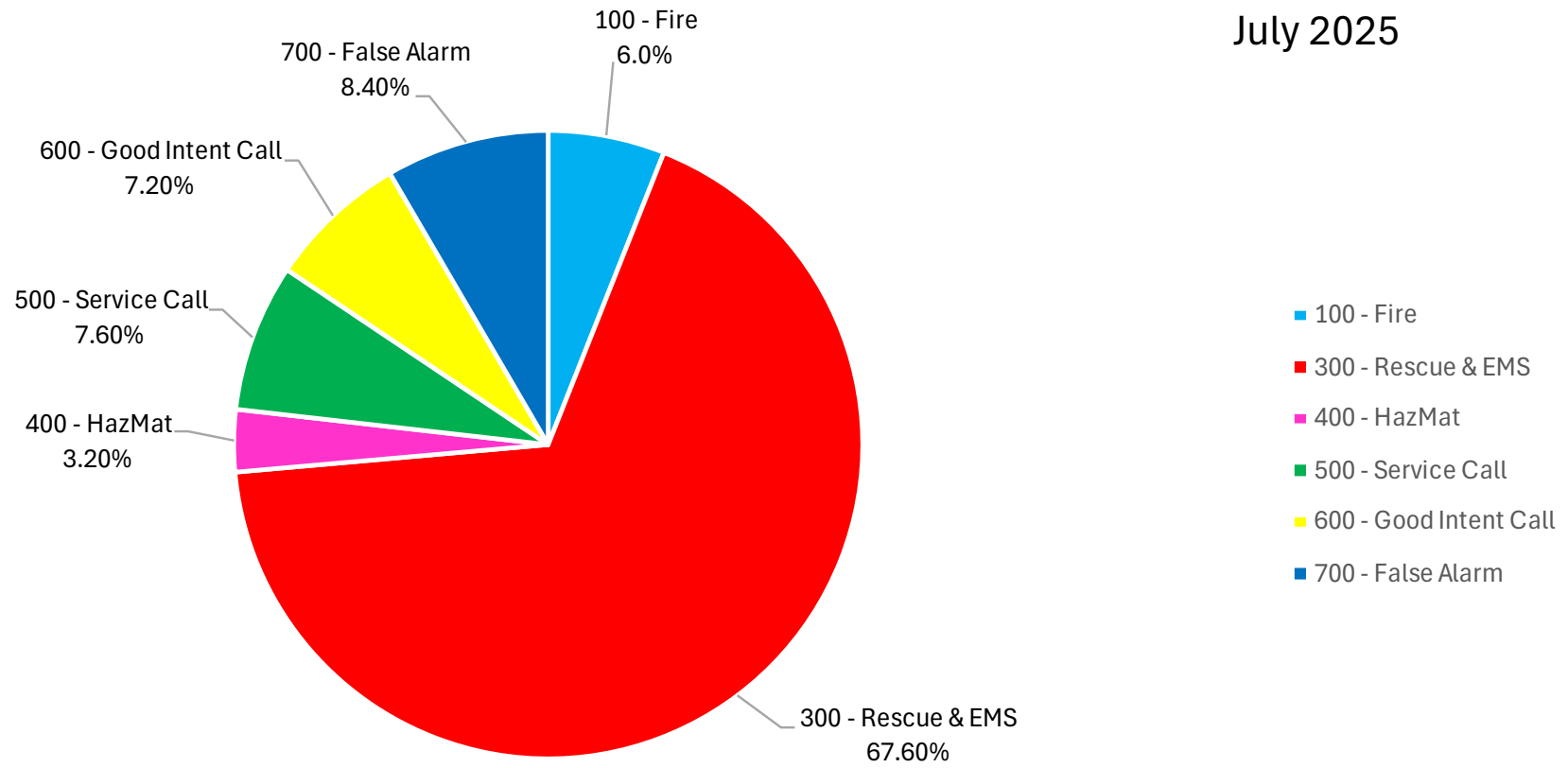
City of Sumner - Reliability YTD – July 31st

Station	Responses	% 1 st Due	Average Travel	Average Total Response	Avg. Travel Diff. (Seconds)	Avg. Total Response Diff. (Seconds)
Sumner (113)	559	78%	5:41	7:32	0	0
Bonney Lake (111)	107	15%	6:45	8:25	64	53
Edgewood (118)	24	3%	10:32	12:41	291	309
Prairie Ridge (112)	8	1%	7:39	9:08	117	97
Lake Tapps (114)	8	1%	6:33	9:09	51	98
Milton (124)	3	0%	13:42	15:04	481	453
Mutual Aid	2	0%	9:37	10:35	235	184
Foothills (116)	2	0%	8:15	9:48	154	136

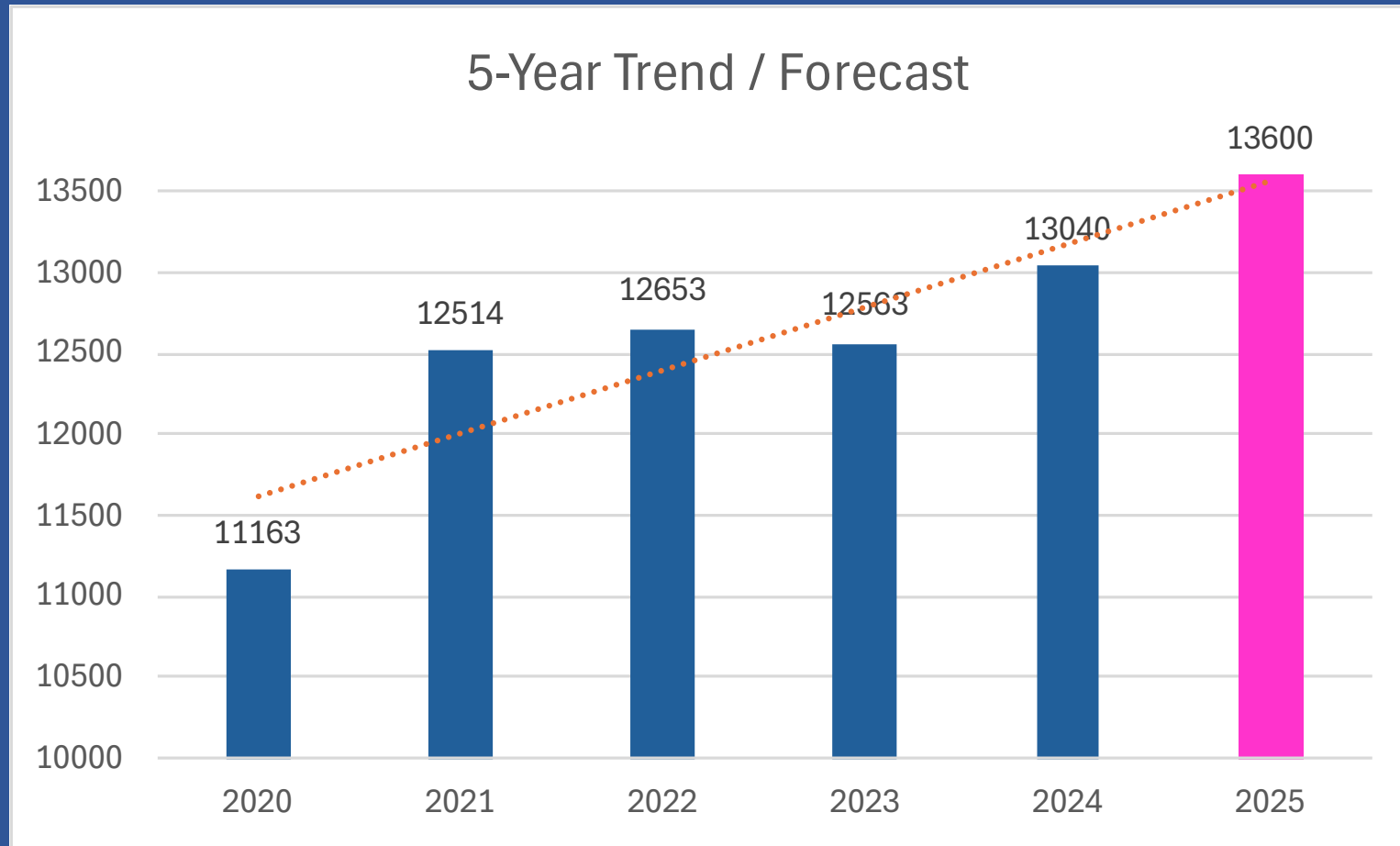


Sumner

July 2025



5-Year Trend / Forecast



Projected end-of-year total generated using MS Excel Forecast based on actual month-to-month numbers from 01/2020 – 07/2025.

Projected total for EOY 2025 is: 13,600±723.22
Projected increase of 4.29% in incident volume from 2024.

