



**Sumner City Council
Public Safety Committee
Meeting Minutes of September 17, 2025**

Members present: Pat Clerget (Chair), Barbara Bitetto and Carla Bowman

Staff present: Police Chief Brad Moericke and Deputy Police Chief Andy McCurdy

Others present: None.

Meeting called to order at 4:01 pm at Sumner City Hall and Teams.

I) Monthly Activity Reports & Department Updates – Fire, Chief Moericke on behalf of Chief Parkinson

Chief Parkinson was not able to be present but provided his monthly activity report and they were distributed to members. The following updates were conveyed on behalf of Chief Parkinson:

- Amtrak vs. vehicle
 - Sumner PD officer was first on scene and was able to apply tourniquets to the patient. While the patient ultimately died, this was incredible work by the officer and gave the patient the greatest chance for survival.
- Wildfires
 - There are still several fires burning across the state. Last week, we had personnel deployed to five different fires in Washington.
- Station 117 (Tehaleh) and Station 114 (West Tapps)
 - Both had public grand openings in the last month. Attendance was incredible at both events.
- EPFR Annual Open House
 - Saturday, September 27th, from 1-4 at the new headquarters in Bonney Lake (shuttle to the event from the park and ride in Bonney Lake).
- Our 2026 firefighter recruitment recently closed with over 700 applicants; this is a record for us!
- Five lateral firefighters completed their in-house academy and were deployed to shift in mid-August.

II) Monthly Activity Reports & Department Updates – Police, Chief Moericke

Chief Moericke handed out copies of the August monthly activity reports. All activity is consistent with the past months. Chief Moericke also handed out copies of the Crime in Washington reports for Sumner PD in 2024 as well as the law enforcement staffing numbers for cities with populations between 10,000 – 25,000. Sumner, like many agencies, saw a marked decrease in robberies, burglaries, theft, and auto thefts in 2024 compared to 2023. These numbers represent a positive trend

Officer Leighton has completed field training and is now on solo patrol. CSO O’Conner completed all necessary background checks and testing was offered a police officer position starting October 13 and will start the basic academy on October 21st (graduating in March of 2026). Our CSO recruitment is going well, and we have interviews with 7 experienced candidates on September 22nd.

III) Action Items: None

IV) Discussion Items: Chief Moericke discussed with committee members the tragic train vs car collision that occurred on Monday. Deputy Chief McCurdy talked about the debriefing that occurred for the first responders and the wellness impacts to exposure to traumatic events. Chief Moericke also played a video of an interview with the off-duty Puget Sound firefighter that was one of the first on scene good Samaritans rendering life saving medical attention. The interview depicts the very nature and character of Sumner citizens. <https://www.king5.com/article/news/local/firefighter-reflects-aiding-young-man-struck-by-train-sumner/281-4697e577-8db1-47b6-9335-cd1317e767b9#8nd45vmzevhh9p5c0w75c8m5la7qr5qn>

V) Adjourn – Meeting adjourned by the Chair at 4:53 PM.

Next meeting is on October 15th at 4pm at City Hall first floor conference room and Teams.

2024 Washington NIBRS Submission Agencies

Sumner PD

Pierce County

Population: 11,040
Months Reported: 12

Offense Overview

Offense Total 764
of Cleared Offense 136
Percent Cleared 17.8%

Group A Arrest Overview

Arrest Total 112
Adult Arrest Total 104
Juvenile Arrest Total 8

Group A Offenses	Reported 2023	Reported 2024	% of Change	Crime Rate per 1,000	Total Arrests	DV Offense Totals
Murder	0	0		0.0	0	0
Manslaughter	0	0		0.0	0	0
Rape	3	3	0.0%	0.3	0	1
Sodomy	0	0		0.0	0	0
Sexual Assault w/Object	1	0	-100.0%	0.0	0	0
Fondling	15	6	-60.0%	0.5	0	0
Aggravated Assault	25	22	-12.0%	2.0	8	5
Simple Assault	78	72	-7.7%	6.5	30	34
Intimidation	2	5	150.0%	0.5	0	0
Kidnapping	3	0	-100.0%	0.0	0	0
Incest	0	0		0.0	0	0
Statutory Rape	0	1		0.1	0	0
Human Trafficking Offenses	0	0		0.0	0	0
Violation of No Contact/Protect.	25	24	-4.0%	2.2	19	22
Robbery	21	4	-81.0%	0.4	1	0
Burglary	88	68	-22.7%	6.2	3	3
Larceny-Theft Offenses	307	225	-26.7%	20.4	10	1
Motor Vehicle Theft	146	89	-39.0%	8.1	3	0
Arson	5	2	-60.0%	0.2	0	0
Destruction of Property	193	152	-21.2%	13.8	8	19
Counterfeiting/Forgery	3	4	33.3%	0.4	0	0
Fraud Offenses	56	46	-17.9%	4.2	0	0
Embezzlement	0	0		0.0	0	0
Extortion/Blackmail	7	1	-85.7%	0.1	0	0
Bribery	0	0		0.0	0	0
Stolen Property Offenses	12	10	-16.7%	0.9	4	0
Animal Cruelty	0	0		0.0	0	0
Drug/Narcotic Violations	2	24	1100.0%	2.2	23	0
Drug Equipment Violations	1	2	100.0%	0.2	2	0
Gambling Offenses	0	0		0.0	0	0
Pornography	1	2	100.0%	0.2	1	0
Prostitution Offenses	0	0		0.0	0	0
Weapon Law Violations	4	2	-50.0%	0.2	0	0
Grand Total	998	764	-23.4%	69.2	112	85

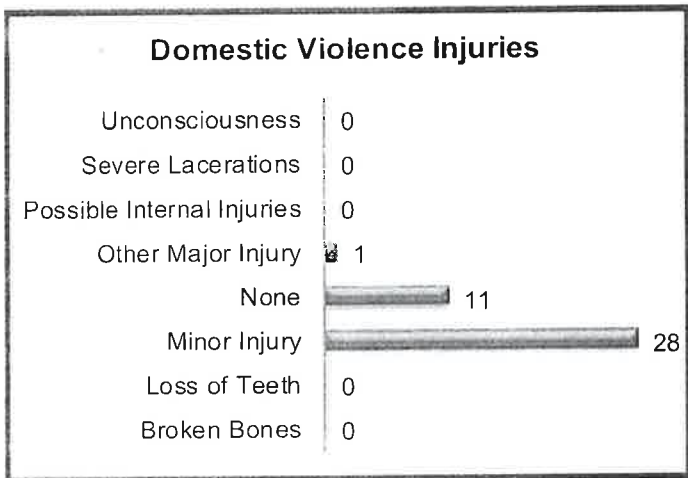

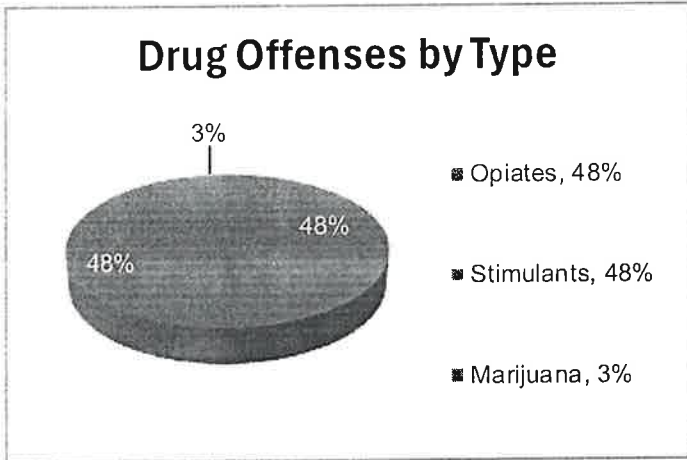
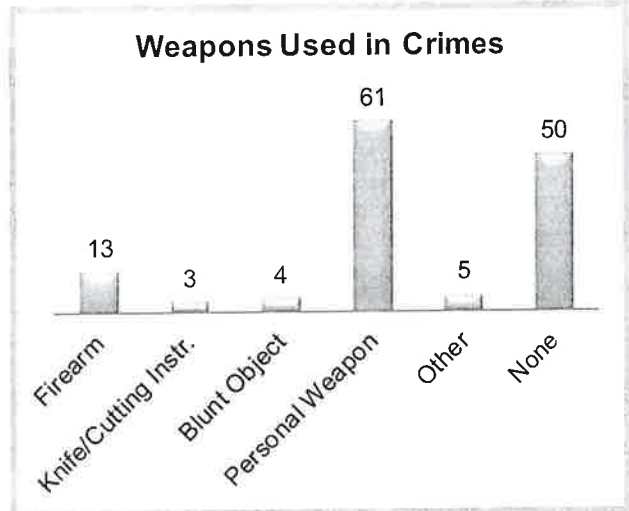
2024 Washington NIBRS Submission Agencies

Sumner PD

Continued

2024 Group B Arrests

Offense	Adult	Juvenile
Bad Checks	0	0
Curfew/Vagrancy	0	0
Disorderly Conduct	12	0
Drunkenness	0	0
DUI	32	0
Family Offenses	0	0
Liquor Law Violations	1	1
Peeping Tom	0	0
Trespass	4	1
All Other Offenses	123	3
Total	172	5



2024 Property Values by Type

Type	Value
Seized	\$5
Burned	\$1,000
Counterfeited/Forged	\$8,610
Destroyed/Damaged	\$632,217
Recovered	\$804,322
Stolen	\$4,094,397

**City Law Enforcement Employee Rates
Per 1,000 Inhabitants as of
October 31, 2024**

City Populations	Agency	Pop.	Comm. Total	Comm. Rate	Total	
					Comm. & Civilian	Total Rate
	Puyallup PD	43,410	69	1.59	93	2.14
	University Place PD	35,970	16	0.44	17	0.47
	Mount Vernon PD	35,800	45	1.26	63	1.76
	Edmonds PD	43,420	54	1.24	70	1.61
	Lynnwood PD	41,500	73	1.76	115	2.77
	Lake Stevens PD	41,540	35	0.84	45	1.08
	Tumwater PD	27,470	33	1.20	41	1.49
	Walla Walla PD	34,580	47	1.36	76	2.20
	Pullman PD	33,680	32	0.95	46	1.37
	Average	34,993	42	1.18	57	1.59
10,000 - 25,000	West Richland PD	18,280	22	1.20	27	1.48
	Port Angeles PD	20,410	35	1.71	59	2.89
	Battle Ground PD	22,470	27	1.20	32	1.42
	Washougal PD	18,150	19	1.05	24	1.32
	Ridgefield PD	15,790	17	1.08	19	1.20
	Kelso PD	12,780	28	2.19	33	2.58
	East Wenatchee PD	14,240	22	1.54	26	1.83
	Aberdeen PD	17,100	33	1.93	50	2.92
	Oak Harbor PD	24,900	27	1.08	34	1.37
	Port Townsend PD	10,530	12	1.14	15	1.42
	Enumclaw PD	13,350	18	1.35	33	2.47
	Snoqualmie PD	14,520	20	1.38	24	1.65
	Tukwila PD	22,930	77	3.36	98	4.27
	Lake Forest Park PD	13,680	21	1.54	24	1.75
	Woodinville PD	13,900	15	1.08	19	1.37
	Newcastle PD	13,750	12	0.87	15	1.09
	Covington PD	22,000	18	0.82	24	1.09
	Kenmore PD	24,350	13	0.53	17	0.70
	Port Orchard PD	18,300	24	1.31	29	1.58
	Poulsbo PD	13,010	23	1.77	28	2.15
	Ellensburg PD	20,970	29	1.38	37	1.76
	Centralia PD	18,510	28	1.51	38	2.05
	Shelton PD	10,350	17	1.64	19	1.84
	Sumner PD	11,040	19	1.72	23	2.08
	Fife PD	11,320	30	2.65	39	3.45
	Bonney Lake PD	23,320	31	1.33	38	1.63
	DuPont PD	10,180	14	1.38	16	1.57
	Gig Harbor PD	13,090	22	1.68	25	1.91
	Edgewood PD	14,080	13	0.92	14	0.99
	Anacortes PD	18,270	26	1.42	33	1.81
	Sedro-Woolley PD	13,080	17	1.30	22	1.68