



**Sumner City Council
Public Safety Committee
Meeting Minutes of September 17, 2025**

Members present: Pat Clerget (Chair), Barbara Bitetto and Greg Reinke

Staff present: Police Chief Brad Moericke and Fire Chief Jon Parkinson

Others present: Nick Biermann via Teams.

Meeting called to order at 4:04 pm at Sumner City Hall and Teams.

I) Monthly Activity Reports & Department Updates – Fire, Chief Moericke on behalf of Chief Parkinson

Chief Parkinson presented his monthly activity report for September. Chief Parkinson provided the committee with the following department updates:

- The 24th annual open house was held at the new EPFR headquarters on September 27. We had a great turnout from the community with roughly 2-3k in attendance.
- We are currently conducting entry-level firefighter interviews. The final tally of applicants was over 900, which is more than double our historical number of applicants.
- We are currently well into our 2026 budget process.
- We are also in the middle of our WSAO 2024 financial audit, our 2023 and 2024 accountability audit, and our 2024 federal single audit.

Wildfire season is still ongoing on the east side of the state. We continue to send single resources to support these incidents.

II) Monthly Activity Reports & Department Updates – Police, Chief Moericke

Chief Moericke handed out copies of the September monthly activity reports. All activity is consistent with the past months with some increases in officer-initiated activity. Chief Moericke also provided the following department updates:

- Former CSO Kurt O’Conner is now officially Officer O’Conner and starts the LE Basic Academy next week on October 22 and will graduate on March 4th, 2026.
- CSO Candidate Jake Thompson just passed his polygraph last week and will be moving towards a conditional offer. Jake has significant experience in corrections and prisoner transports and should learn quickly. He is looking forward to the diversity of jobs that being a CSO would entail.
- October 2, we held our annual department meeting and awards. Officer Boone received officer of the year, Bree Cowdery received employee of the year, officer Devore received the department Guiding Principles award, and Officer Jerry Schliesman received our “Top Gun” award for his marksmanship scoring 796 points out of a total 800.

III) Action Items: Resolution 1734 Interlocal Agreement For the Housing of Inmates in the Puyallup City Jail. Chief Moericke presented a draft copy of the resolution and ILA for committee review and action. This ILA would replace our current ILA with Puyallup for jail services. The only reason for the change is to reset the base daily bed rate to \$185.00 starting in January 2026. The agreement would renew annually thereafter with a CPI-based cost inflator with 0% minimum and 4% maximum. The

committee gave the resolution a “do pass” as a consent agenda item on the November 3rd regular council meeting.

IV) Discussion Items: None

V) Adjourn – Meeting adjourned by the Chair at 4:25 PM.

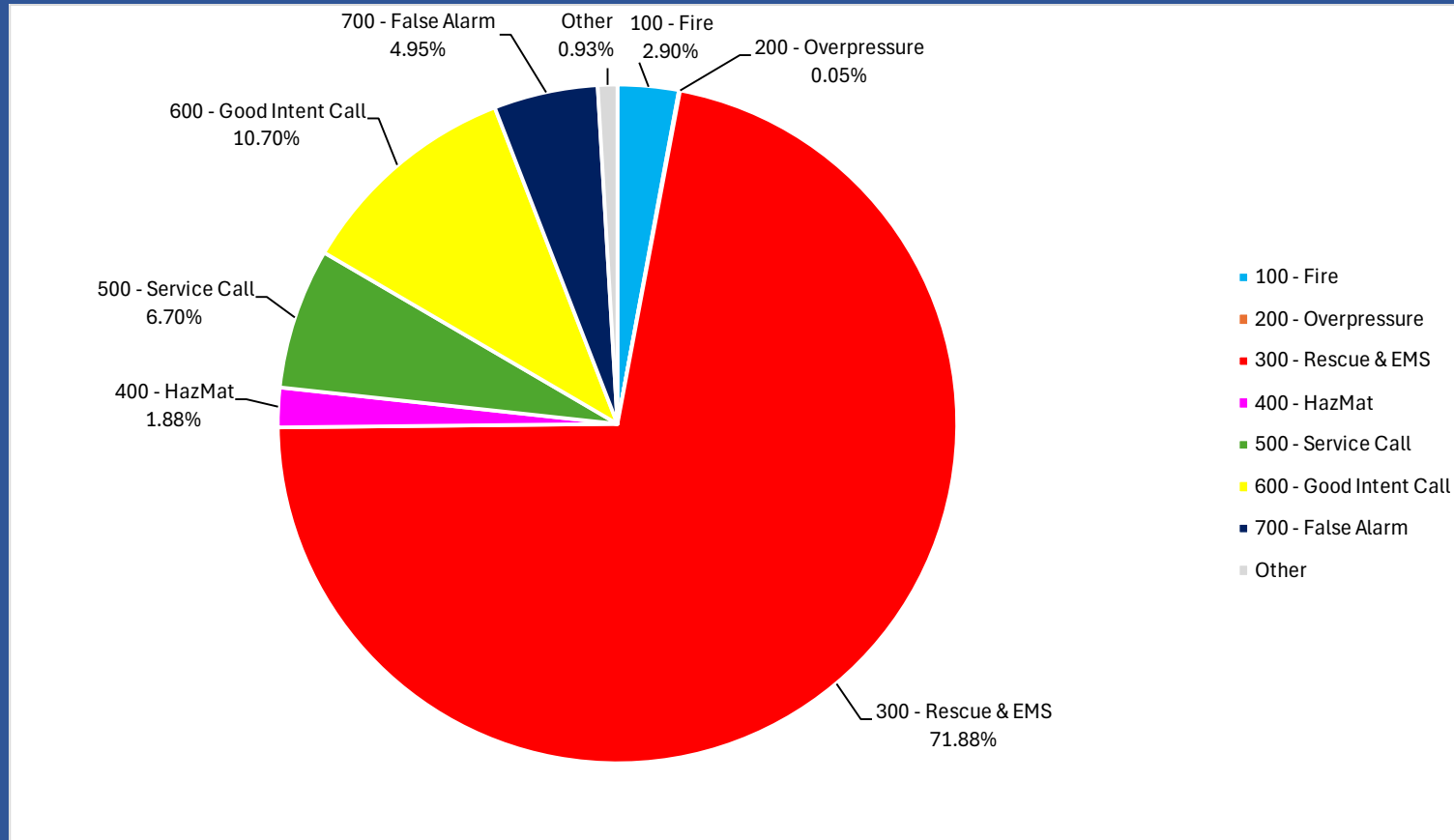
Next meeting is on November 19th at 4pm at City Hall first floor conference room and Teams.

East Pierce Fire and Rescue



Monthly Chiefs Report
September 2025

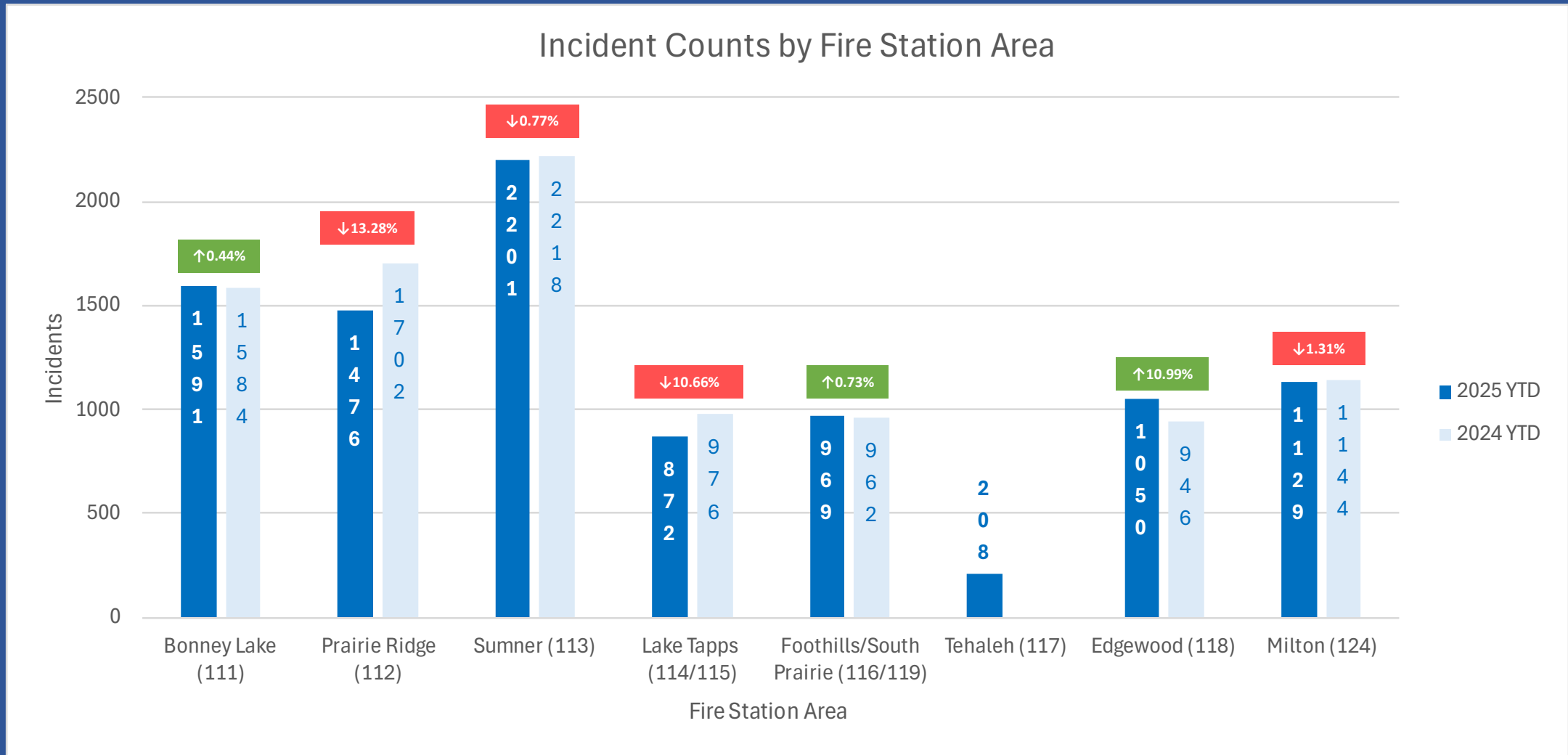
Incidents by Type



Incident Type Group	2025	% Total
100 - Fire	287	2.90%
200 - Overpressure, Rupture, Explosion - No Fire	5	0.05%
300 - EMS	7,110	71.88%
400 - HAZMAT	186	1.88%
500 - Service Call	663	6.70%
600 - Series (Good Intent - includes wrong location, controlled burn, patient already transported, etc.)	1,058	10.70%
700 - False Alarm	490	4.95%
800 - Natural Disaster	0	0.00%
Other / Special Incident	92	0.93%
YTD - Total Incidents: 9,891		



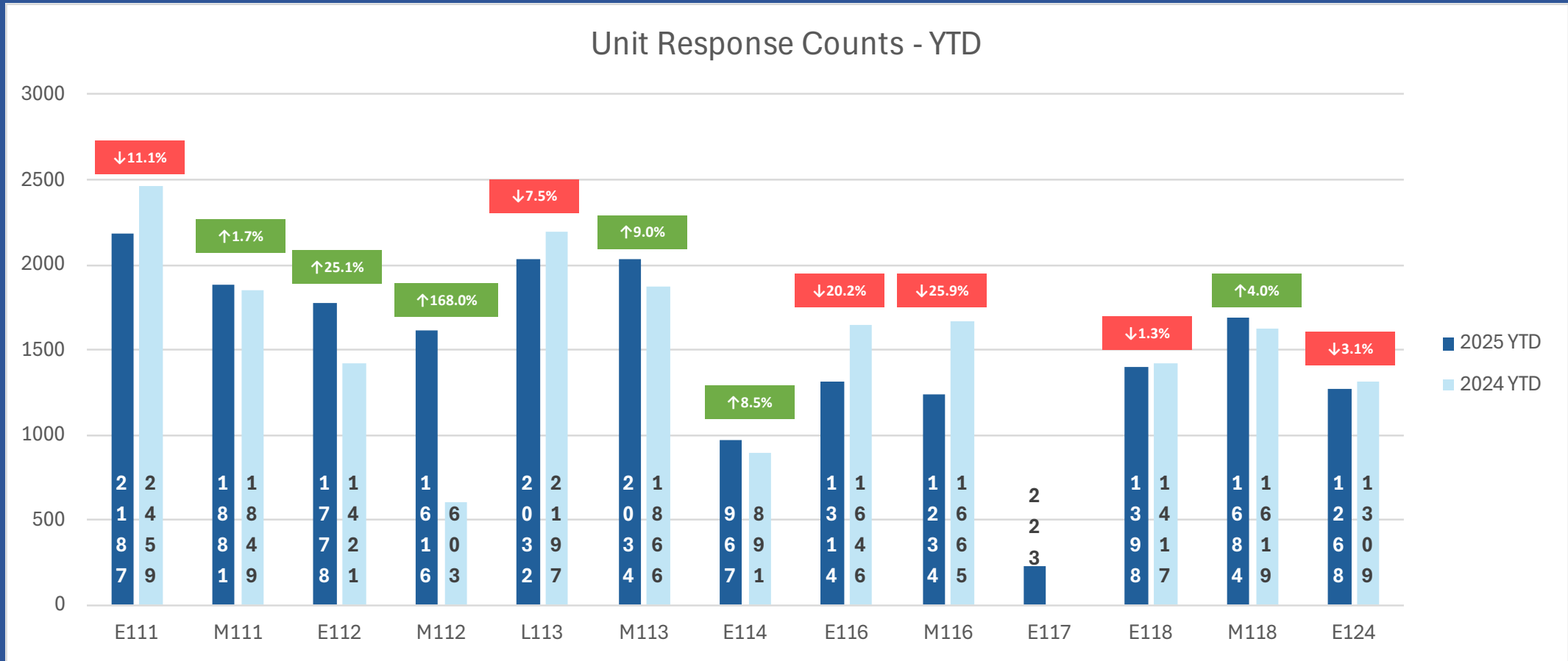
Incident Count by Fire Station Area – YTD – 2024 vs. 2025



Graph reflects incident volume for each fire station area from January - September of the respective year. Overall incident volume, by fire station area, has increased by 1.30% (127 incidents) from 2024 to 2025.



Unit Response Count – YTD



Graph reflects total number of responses by each unit/apparatus, comparing Jan. – Sep. 2024 to Jan. – Sep. 2025

Multiple units/apparatus respond to most incident types



Sumner

City of Sumner
YTD – September 30th

Priority Responses	2024	2025
Count	857	896
Travel Time - 90th Percentile	8:51	8:45
50th Percentile Response	7:05	7:10
90th Percentile Response	10:49	10:29

All Responses	2024	2025
Count	1,665	1,680
Travel Time - 90th Percentile	9:44	9:37
50th Percentile Response	7:42	7:42
90th Percentile Response	11:46	11:19

Sta. 113 First Due Area
YTD – September 30th

Priority Responses	2024	2025
Count	1,041	1,055
Travel Time - 90th Percentile	8:57	9:02
50th Percentile Response	7:13	7:21
90th Percentile Response	10:50	10:39

All Responses	2024	2025
Count	2,011	1,964
Travel Time - 90th Percentile	9:53	9:47
50th Percentile Response	7:51	7:50
90th Percentile Response	11:49	11:34

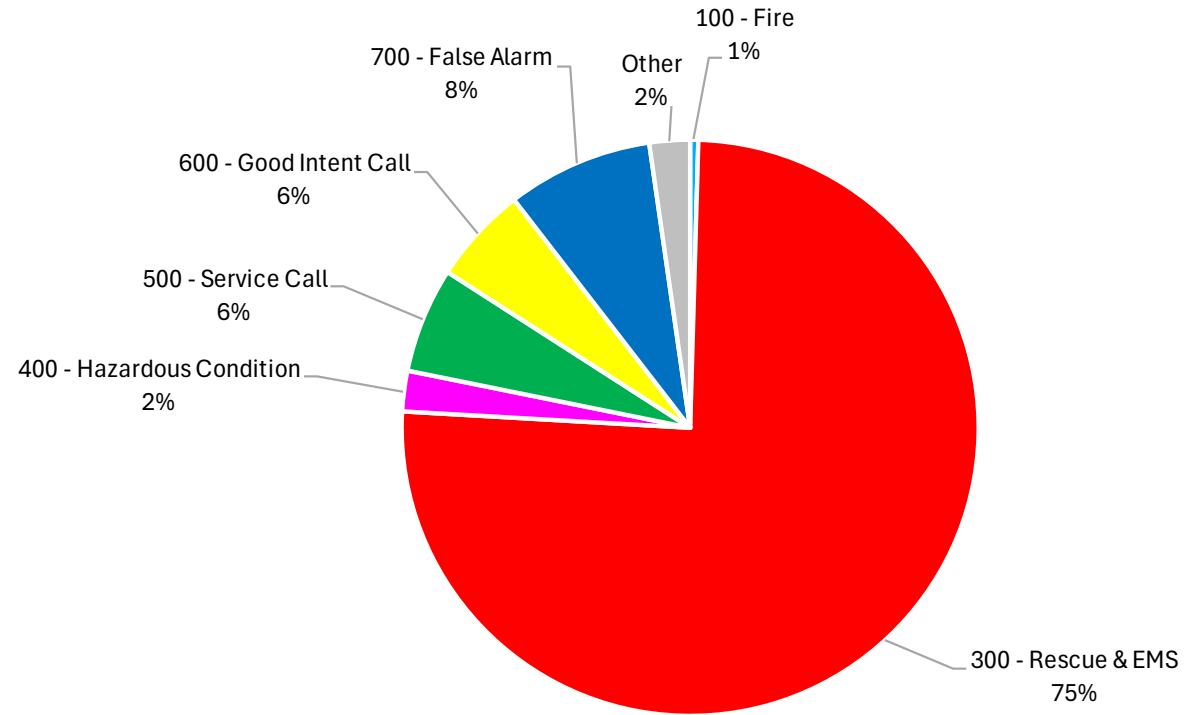
City of Sumner - Reliability
YTD – September 30th

Station	Responses	% 1 st Due	Average Travel	Average Total Response	Avg. Travel Diff. (Seconds)	Avg. Total Response Diff. (Seconds)
Sumner (113)	692	79	5:39	7:28	0	0
Bonney Lake (111)	123	14	6:39	8:15	60	47
Edgewood (118)	28	3	10:26	12:32	286	304
Lake Tapps (114)	16	2	7:20	9:34	100	126
Prairie Ridge (112)	9	1	8:32	9:58	172	149
Milton (124)	3	0	13:42	15:04	483	456
Foothills (116)	2	0	8:15	9:48	156	139
Mutual Aid	2	0	9:37	10:35	237	187



Sumner

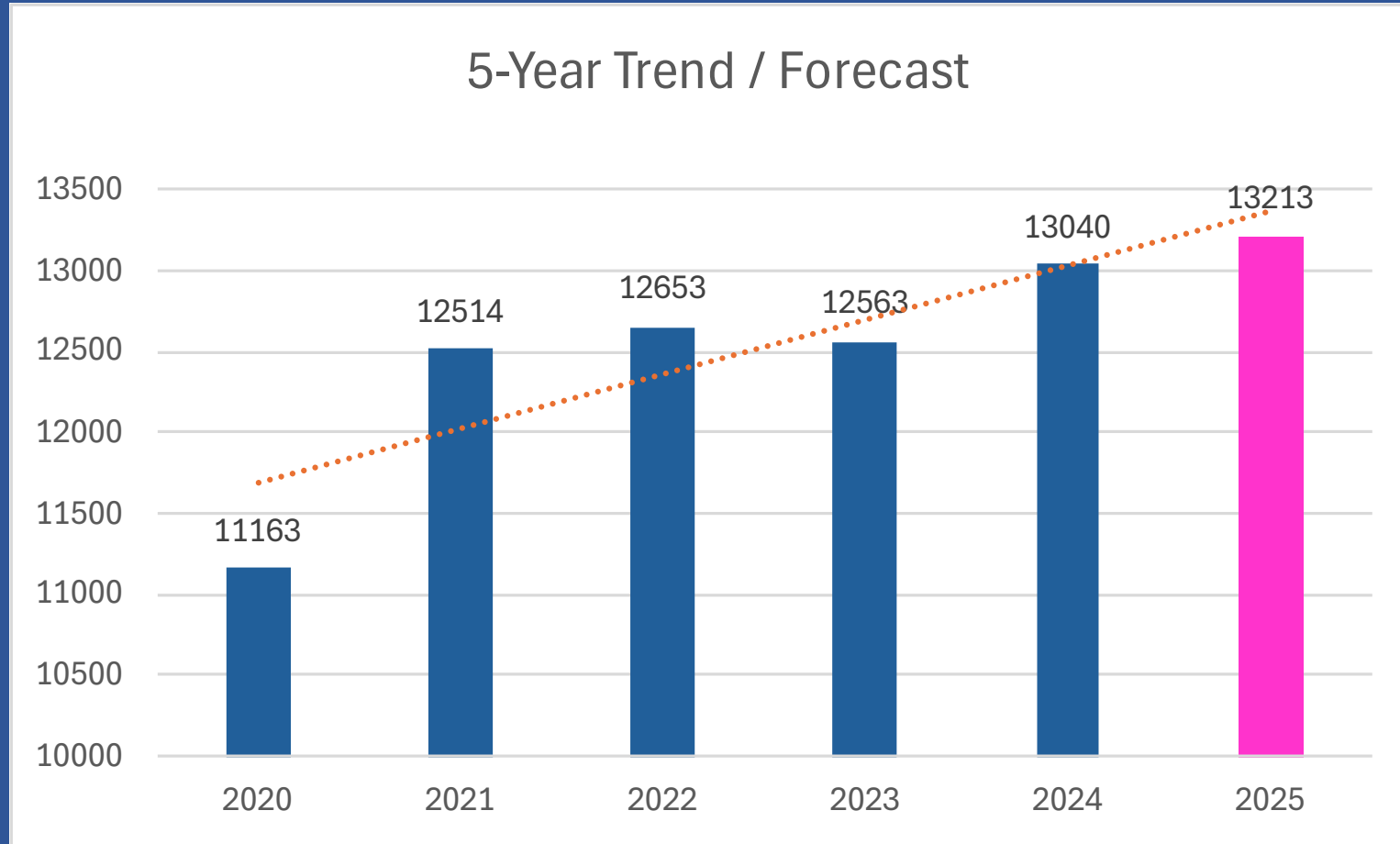
September 2025



■ 100 - Fire ■ 300 - Rescue & EMS ■ 400 - Hazardous Condition ■ 500 - Service Call ■ 600 - Good Intent Call ■ 700 - False Alarm ■ Other



5-Year Trend / Forecast



Projected end-of-year total generated using MS Excel Forecast based on actual month-to-month numbers from 01/2020 – 09/2025.

Projected total for EOY 2025 is: 13,213±428.708
Projected increase of 1.33% in incident volume from 2024.

