



**Sumner City Council  
Public Safety Committee  
Meeting Minutes of November 19, 2025**

---

**Members present:** Pat Clerget (Chair) and Barbara Bitetto.

**Staff present:** Police Chief Brad Moericke, Deputy Police Chief Andy McCurdy and Fire Chief Jon Parkinson

**Others present:** Nick Biermann via Teams.

Meeting called to order at 4:00 pm at Sumner City Hall and Teams.

**I) Monthly Activity Reports & Department Updates – Fire, Chief Moericke on behalf of Chief Parkinson**

Chief Parkinson presented his monthly activity report for October. Chief Parkinson provided the committee with the following department updates:

- The EPF&R commissioners adopted the district’s 2026 budget last night. The approved budget added 4 firefighters to offset overtime and 1 additional payroll clerk. Net impacts on taxpayers was minimal. As an example, a home valued at \$1 million dollars would see an annual increase of \$4 per year.

**II) Monthly Activity Reports & Department Updates – Police, Chief Moericke**

Chief Moericke handed out copies of the October monthly activity reports. All activity is consistent with the past months. Chief Moericke also provided the following department updates:

- Officer O’Conner started the LE Basic Academy on October 22 and will graduate on March 4<sup>th</sup>, 2026. He is doing well and embracing his training.
- CSO Candidate Jake Thompson has his medical and psychological scheduled for this week.
- We currently have two officers out on PFML bonding with newborn children. This is also peak vacation season as many officers take leave to hunt, and others need to use their accrued leave before the end of the year.

**III) Action Items: None**

**IV) Discussion Items:** Councilmembers had a few questions about stories they have seen in the news about FLOCK cameras. Chief Moericke explained how network sharing is controlled by us and our ability to limit what other agencies have access. We also conduct network audits to track who is accessing our network of cameras. We do not share with federal agencies and there has not been any unauthorized access to our cameras.

**V) Adjourn – Meeting adjourned by the Chair at 4:34 PM.**

The December PS Committee meeting is cancelled. The meeting dates and times for 2026 TDB in January.

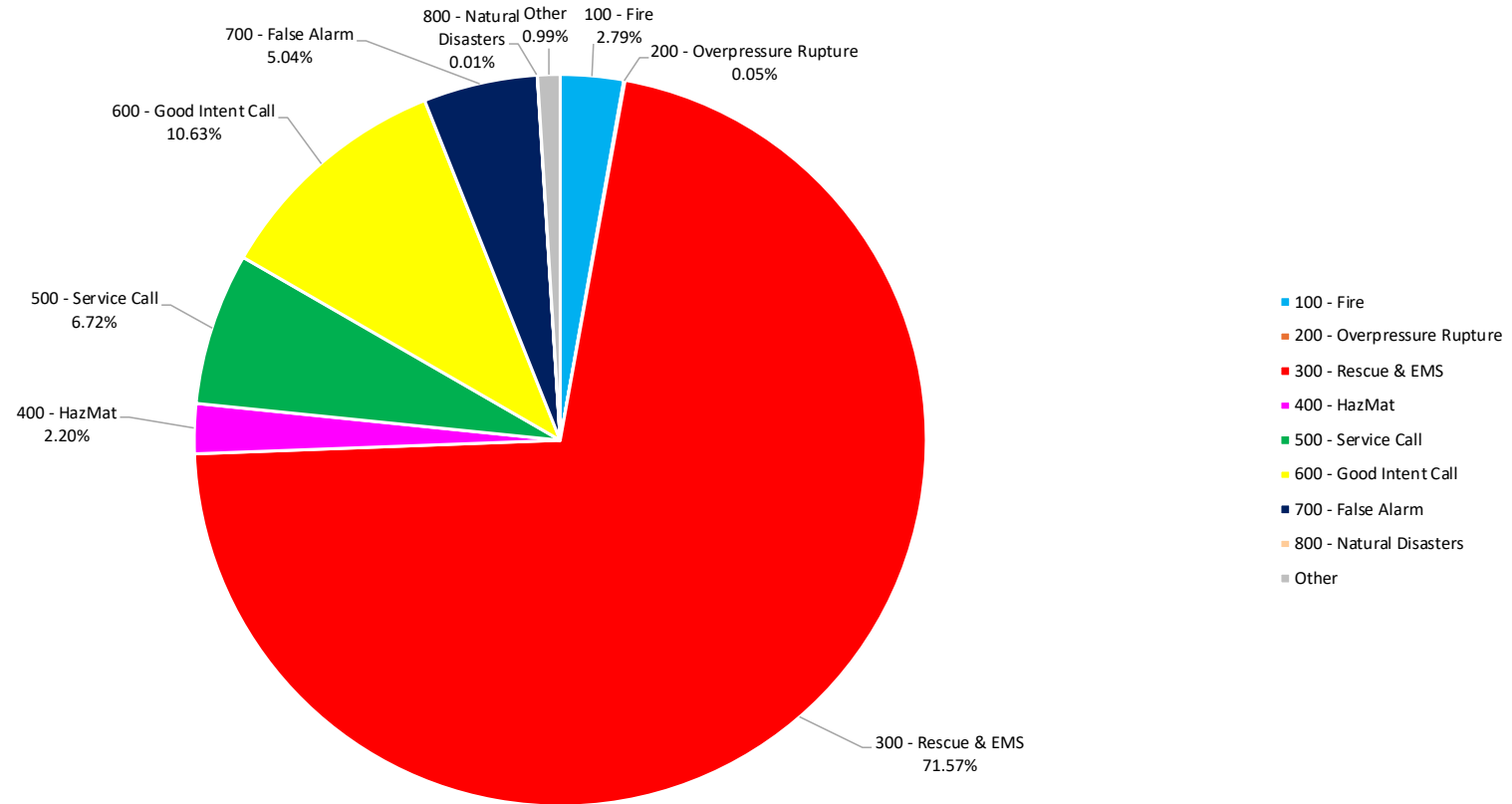
# East Pierce Fire and Rescue



Monthly Chiefs Report

October 2025

# Incidents by Type

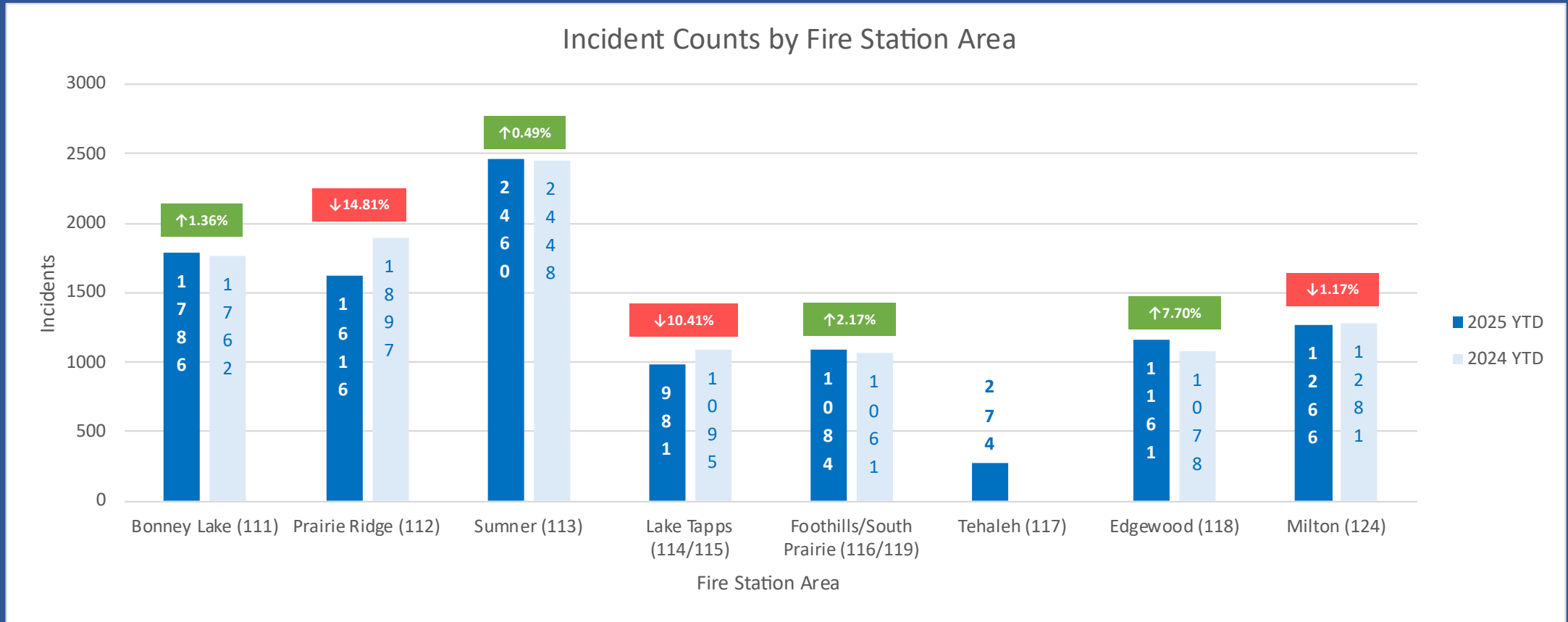


Incident Type Group	2025	% Total
100 - Fire	309	2.79%
200 - Overpressure, Rupture, Explosion - No Fire	6	0.05%
300 - EMS	7,939	71.57%
400 - HAZMAT	244	2.20%
500 - Service Call	746	6.72%
600 - Series (Good Intent - includes wrong location, controlled burn, patient already transported, etc.)	1,179	10.63%
700 - False Alarm	559	5.04%
800 - Natural Disaster	1	0.01%
Other / Special Incident	110	0.99%

**YTD - Total Incidents: 11,093**



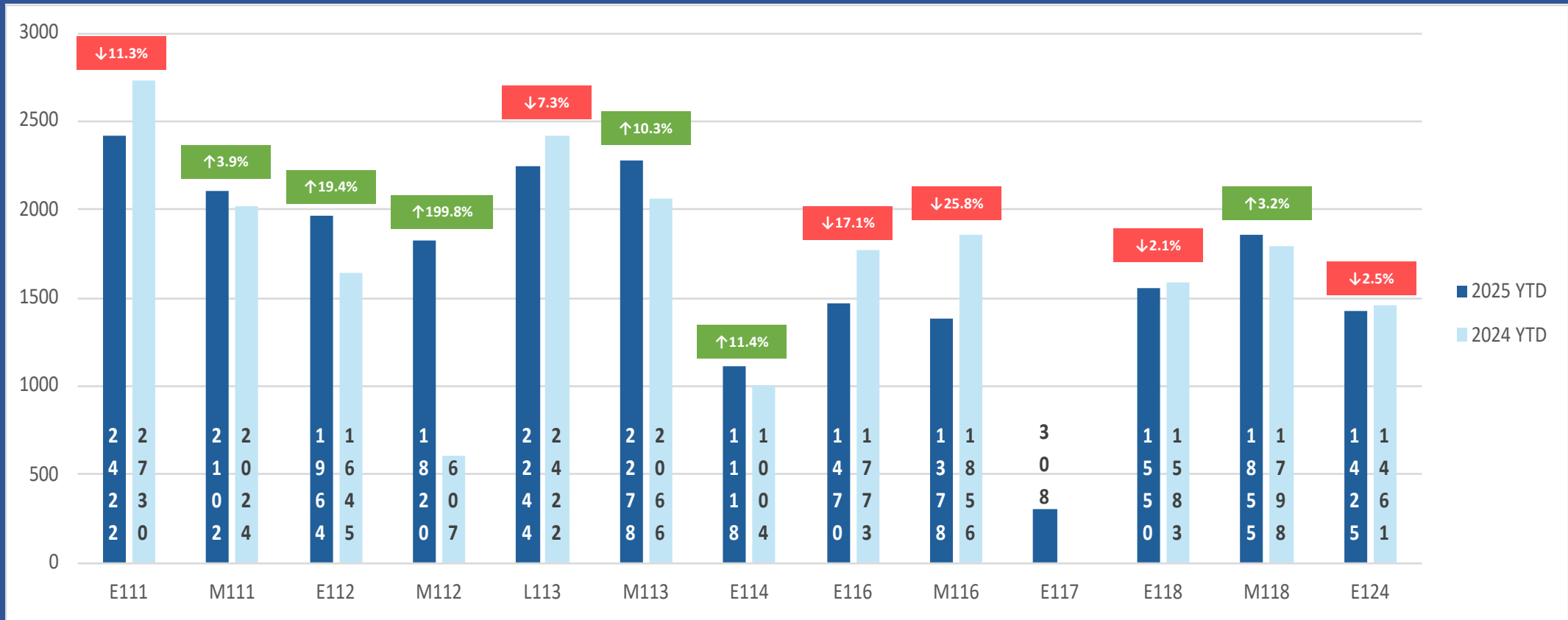
# Incident Count by Fire Station Area – YTD – 2024 vs. 2025



Graph reflects incident volume for each fire station area from January - October of the respective year. Overall incident volume, by fire station area, has increased by **1.95%** (212 incidents) from 2024 to 2025.



# Unit Response Count – YTD



Graph reflects total number of responses by each unit/apparatus, comparing Jan. – Oct. 2024 to Jan. – Oct. 2025  
*Multiple units/apparatus respond to most incident types*



# Sumner

## City of Sumner YTD – October 31<sup>st</sup>

Priority Responses	2024	2025
Count	939	998
Travel Time - 90th Percentile	8:50	8:49
50th Percentile Response	7:04	7:11
90th Percentile Response	10:47	10:29

All Responses	2024	2025
Count	1,843	1,865
Travel Time - 90th Percentile	9:43	9:38
50th Percentile Response	7:45	7:44
90th Percentile Response	11:46	11:25

## Sta. 113 First Due Area YTD – October 31<sup>st</sup>

Priority Responses	2024	2025
Count	1,144	1,173
Travel Time - 90th Percentile	8:54	9:02
50th Percentile Response	7:13	7:20
90th Percentile Response	10:49	10:39

All Responses	2024	2025
Count	2,224	2,182
Travel Time - 90th Percentile	9:53	9:49
50th Percentile Response	7:55	7:51
90th Percentile Response	11:50	11:37

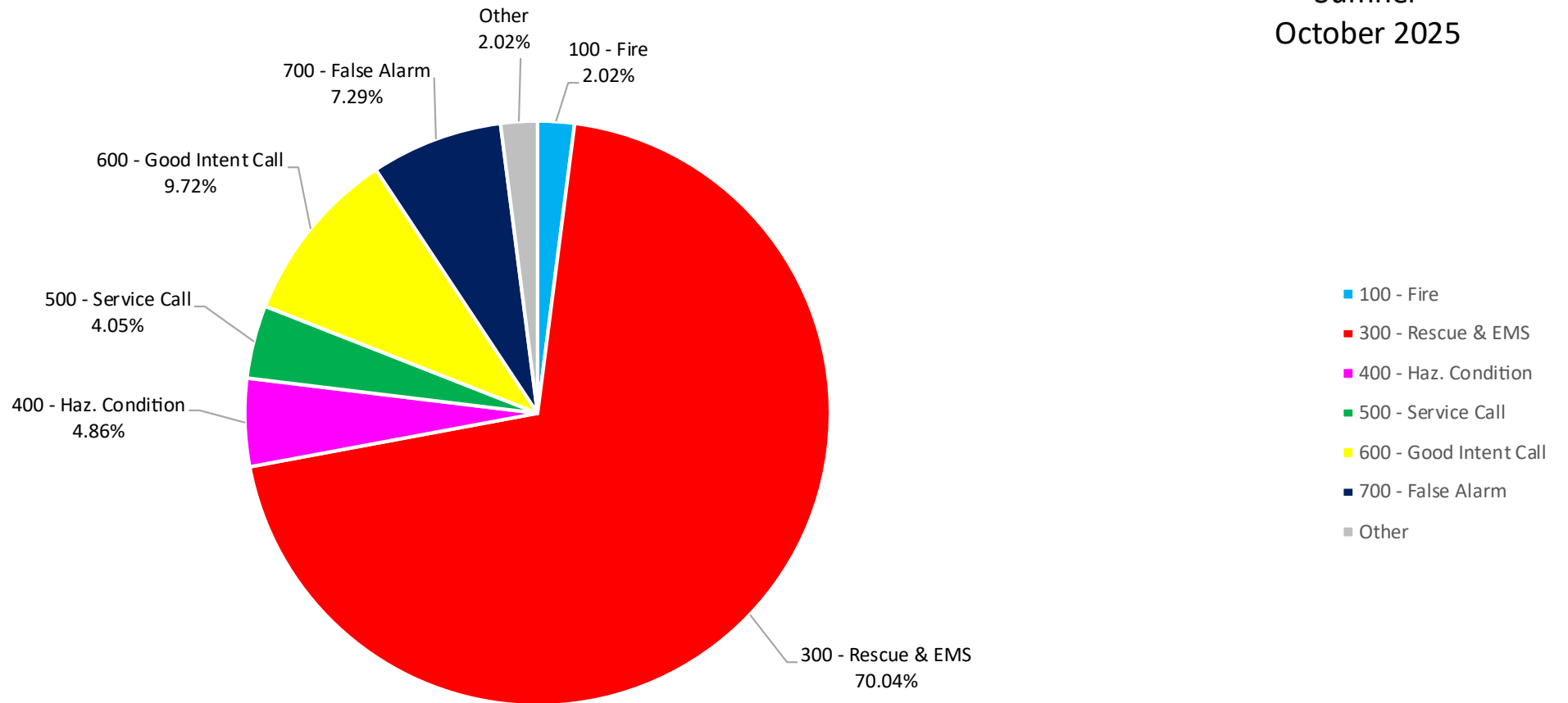
## City of Sumner - Reliability YTD – October 31<sup>st</sup>

Station	Responses	% 1 <sup>st</sup> Due	Average Travel	Average Total Response	Avg. Travel Diff. (Seconds)	Avg. Total Response Diff. (Seconds)
Sumner (113)	921	78	5:52	7:40	0	0
Bonney Lake (111)	167	14	6:41	8:15	48	35
Edgewood (118)	50	4	9:51	11:52	238	252
Lake Tapps (114)	24	2	7:24	9:21	92	100
Prairie Ridge (112)	14	1	8:06	9:24	133	103
Milton (124)	6	1	11:42	13:43	349	363
Mutual Aid	2	0	9:37	10:35	224	175
Foothills (116)	2	0	8:15	9:48	143	127

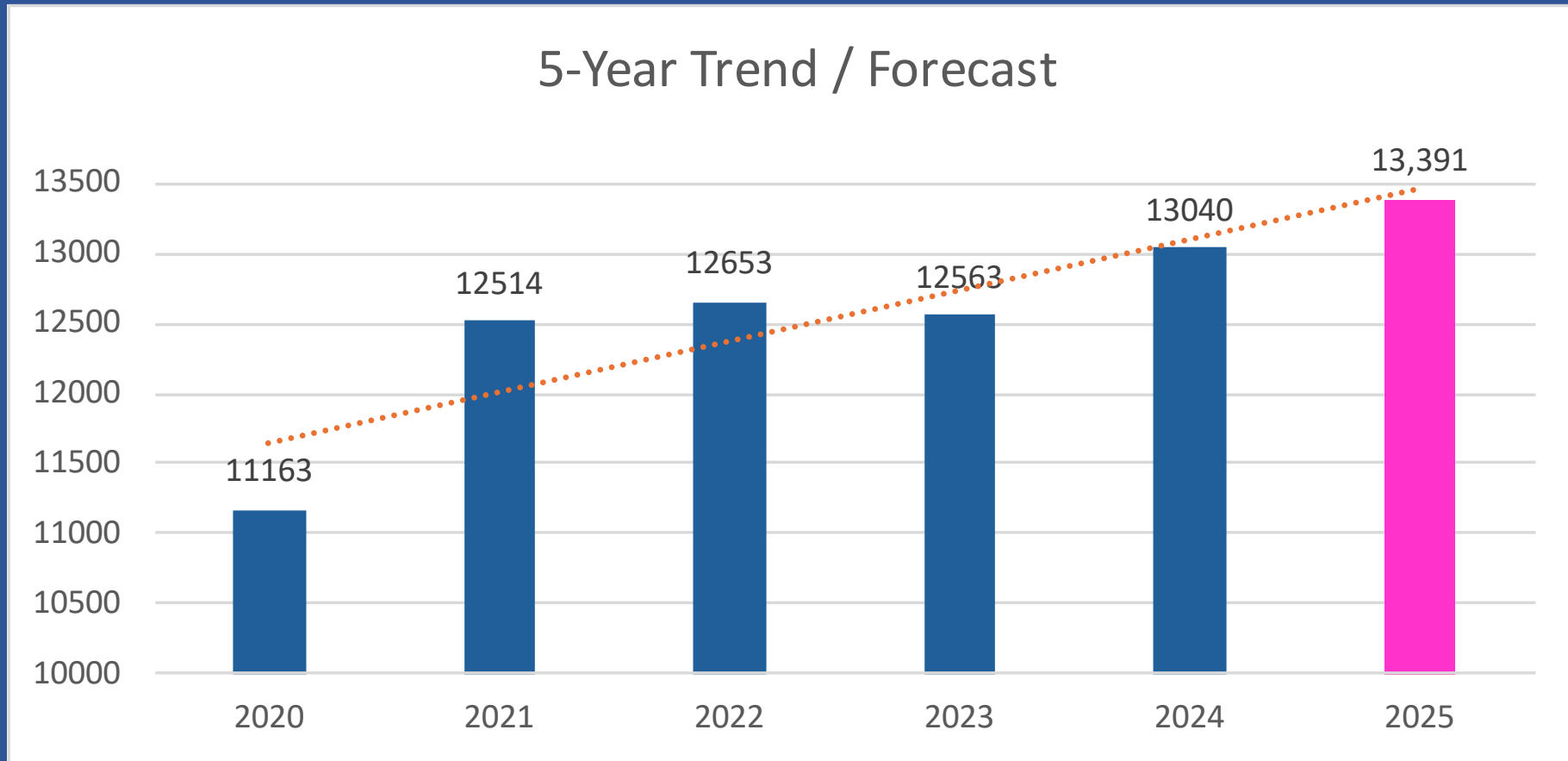


# Sumner

Sumner  
October 2025



# 5-Year Trend / Forecast



*Projected end-of-year total generated using MS Excel Forecast based on actual month-to-month numbers from 01/2020 – 10/2025.*

Projected total for EOY 2025 is: 13,391±284.993  
Projected increase of 2.69% in incident volume from 2024.

